

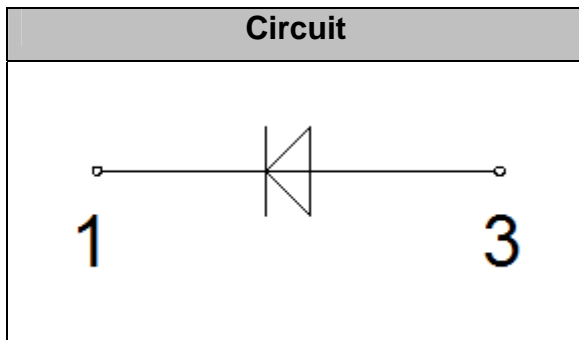
FRED Modules



V_{RRM} 600V
I_{FAV} 300 A

Applications

- Inversion Welder
- Uninterruptible Power Supply (UPS)
- Plating Power Supply
- Ultrasonic Cleaner and Welder
- Power Factor Correction (PFC) Circuit
- Converter & Chopper



Features

- Soft Reverse Recovery Characteristics
- Ultrafast Reverse Recovery Time
- Low Reverse Recovery Loss
- Low Forward Voltage
- High Surge Current Capability
- Low Inductance Package

Maximum Ratings

Symbol	Conditions	Values	Units
V_R		600	V
V_{RRM}		600	V
$I_{F(AV)}$	$T_C=110^\circ\text{C}$,	300	A
	$T_C=110^\circ\text{C}$, 20KHz	210	A
$I_{F(RMS)}$	$T_C=110^\circ\text{C}$,	420	A
I_{FSM}	1/2 Cycle , 50Hz, Sine	3000	A
	1/2 Cycle , 60Hz, Sine	3290	A
I^2t	$T_J=45^\circ\text{C}$, t=10ms, 50Hz, Sine	45000	A^2s
	$T_J=45^\circ\text{C}$, t=8.3ms, 60Hz, Sine	44800	A^2s
P_D		1100	W
Visol	AC, Ton=1min	3000	V
T_J		-40 to +150	$^\circ\text{C}$
T_{STG}		-40 to +125	$^\circ\text{C}$
Torque	Recommended (M6)	$4\pm 15\%$	N·m
Torque	Recommended (M6)	$4\pm 15\%$	N·m
Weight		160	g

Thermal Characteristics

Symbol	Conditions	Values	Units
$R_{th(j-c)}$	Junction-to-Case	0.10	$^\circ\text{C/W}$



Electrical Characteristics

Symbol	Conditions	Values			Units
		Min.	Typ.	Max.	
I_{RM}	$V_R=600V$	--	--	0.5	mA
	$V_R=600V, T_J=125^\circ C$	--	--	5	mA
V_F	$I_F=300A$	--	1.15	1.65	V
	$I_F=300A, T_J=125^\circ C$	--	0.9	1.45	V
trr	$I_F=1A, V_R=30V, di_F/dt=-200A/\mu s$	--	55	--	ns
trr	$V_R=300V, I_F=300A, di_F/dt=-200A/\mu s, T_J=25^\circ C$	--	145	--	ns
I_{RRM}		--	17	--	A
trr	$V_R=300V, I_F=300A, di_F/dt=-200A/\mu s, T_J=125^\circ C$	--	240	--	ns
I_{RRM}		--	30	--	A

Performance Curves

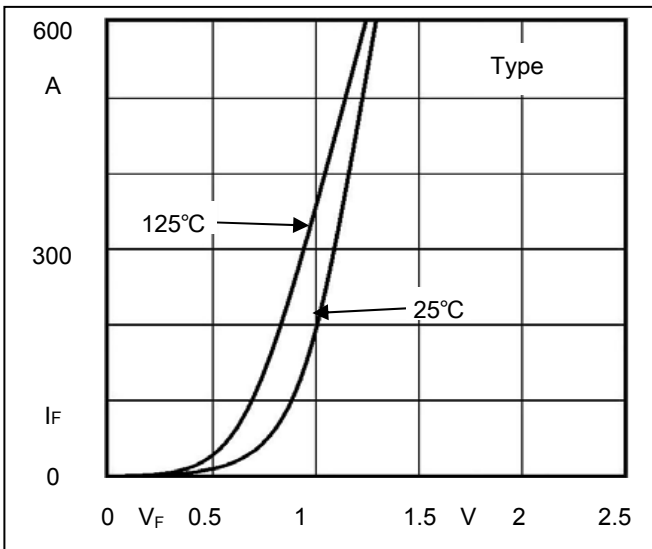


Fig1. Forward Voltage Drop vs Forward Current

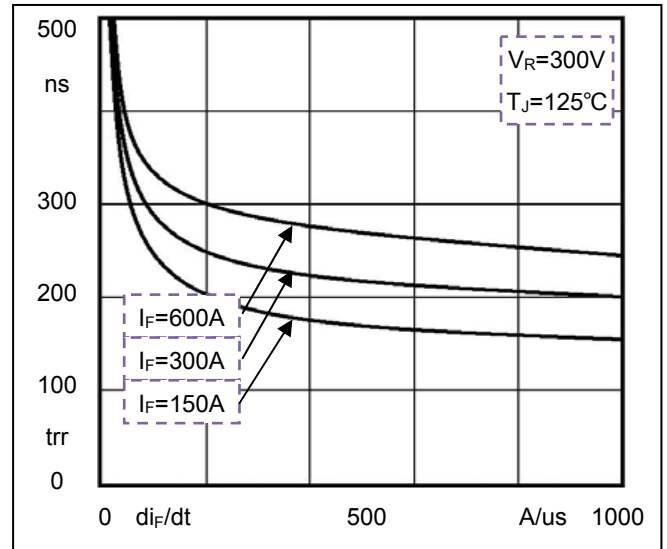


Fig2. Reverse Recovery Time vs di_F/dt

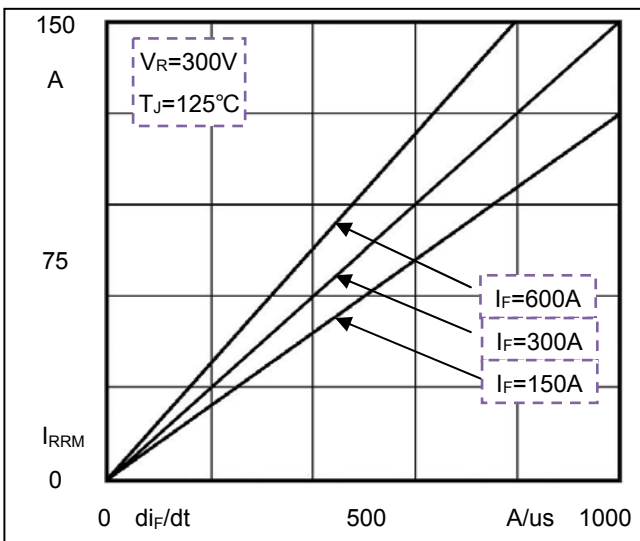


Fig3. Reverse Recovery Current vs di_F/dt

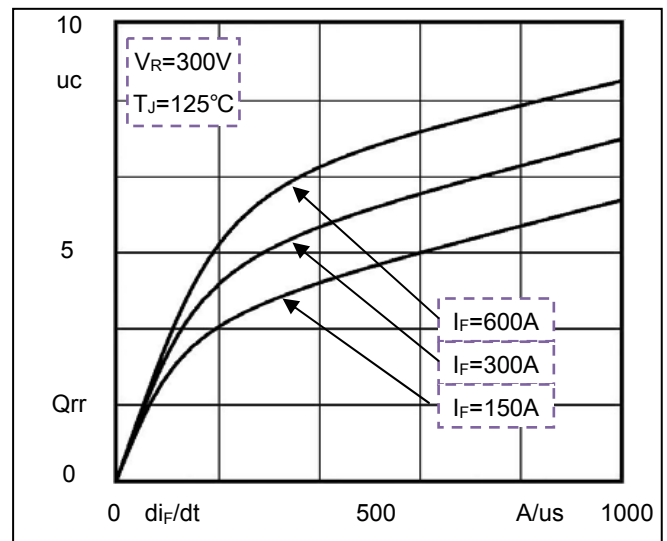


Fig4. Reverse Recovery Charge vs di_F/dt

